

## Self Contained Ice Machine up to 44 kg

Item #:
Project:
Quantity:



### FEATURES

- Produces individual Gourmet crystal clear ice cubes.
- Resistant stainless steel exterior.
- Advanced diagnostics computerized controls.
- Front panel in and out airflow (air-cooled model only) for built-in installation.
- Front access condenser air filter, removable and washable (air cooled model only).
- Ergonomically designed ice storage access, with disappearing door. Door-closing movement dampening system.
- Water system protected by patented anti-scale system.
- PWD - Progressive Water Discharge: pumps excess residual water up to a distance of 15 meters.



EC M 87  
Medium Gourmet 20 g  
Ø 30 x H 34 mm

### CONDENSING SYSTEM

Air cooled

### INTERNAL BIN CAPACITY

19 kg

### REFRIGERANT GAS

R290

### OPERATING REQUIREMENTS

	Minimum	Maximum
Air temperature	10°C	43°C
Water temperature	5°C	38°C
Water pressure	1 bar (14 psi)	5 bar (70 psi)
Electrical voltage	-10%	+10%

### VOLTAGE V/Hz/ph

230/50/1

Certifications:



**IMPORTANT NOTICE:**  
Models and specifications are subject to change without notice. This spec sheet is meant for commercial purpose only. For technical documentation please refer to our service manuals.

Download our free App Scotsman Ice  
Apple store  
Google play  
Windows store



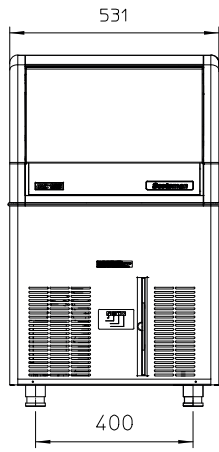
[www.scotsman-ice.it](http://www.scotsman-ice.it)  
[www.scotsman-ice.com](http://www.scotsman-ice.com)

Self Contained Ice Machine up to 44 kg

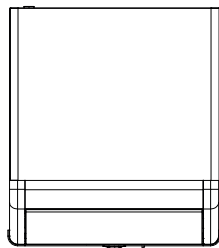
## Self Contained Ice Machine up to 44 kg

Item #:
Project:
Quantity:

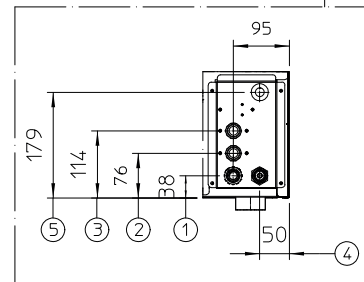
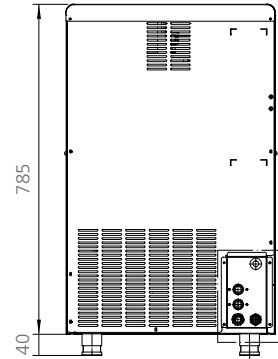
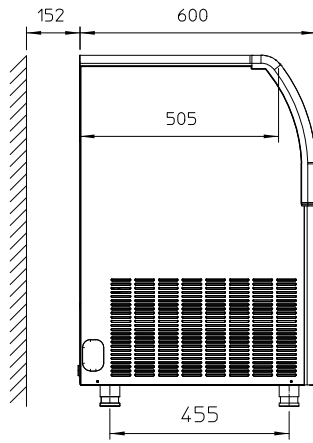
Self Contained Ice Machine up to 44 kg



AIR FLOW  
↑



↓      ↑



UNIT OF MEASUREMENT: mm

1. 13/16" WATER OUTLET
2. 3/4" GAS - WATER INLET  
WATER COOLED UNIT ONLY
3. 3/4" GAS - WATER INLET
4. 3/4" GAS - WATER OUTLET  
WATER COOLED UNIT ONLY
5. CORD SET

UNIT DATA		Compressor		Circuit wires		Max. fuse size		
		Version	Voltage	Btu/h	W	No.	Ømm <sup>2</sup>	A
Size (W x D x H)	531 x 600 x 825 mm	EC M 87 AS	230/50/1	4150	1215	3	1.5	10
Net weight	46 kg							
SHIPPING DATA								
Carton (W x D x H)	600 x 670 x 890 mm							
Weight	53 kg							

Version	Condensation	Voltage	24 h ice production kg °C Amb. / °C Water			Energy consumption*		Water usage*	Instant power
			10°C/10°C	21°C/10°C	32°C/21°C	kWh/100 kg	kWh/24h	l/h	W
EC M 87 AS	Air	230/50/1	44	44	35	30.7	10.8	3.4	570

(\*) Data refer to 32°C Amb. / 21°C Water temperature conditions